


# HISPANICS AND LATINOS IN MASSACHUSETTS WORKFORCE



EXECUTIVE OFFICE OF LABOR AND WORKFORCE DEVELOPMENT  
COMMONWEALTH OF MASSACHUSETTS

**DR. MAHESH RAMACHANDRAN**  
**Chief Economist**

OCTOBER 15, 2021

# In today's presentation

01

Impact of the pandemic

---

02

Persistent issues

---

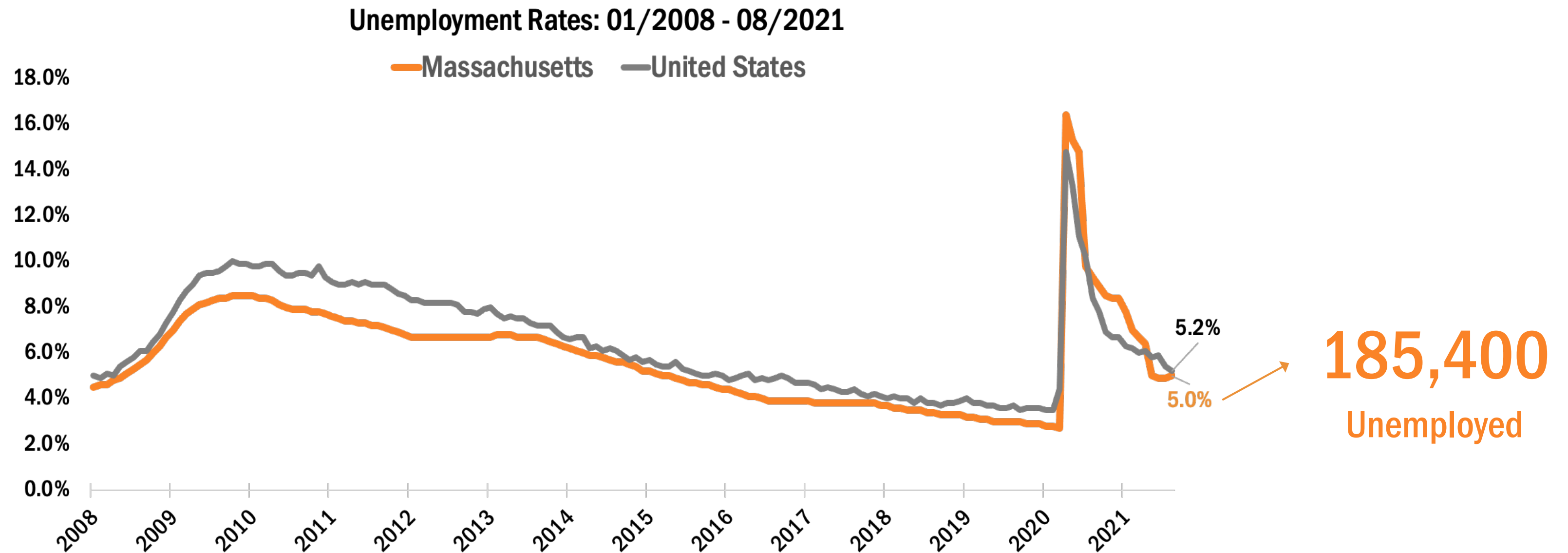
03

Looking into the future

# Unemployment Rate

As of August 2021

Massachusetts labor market is continuing to recover

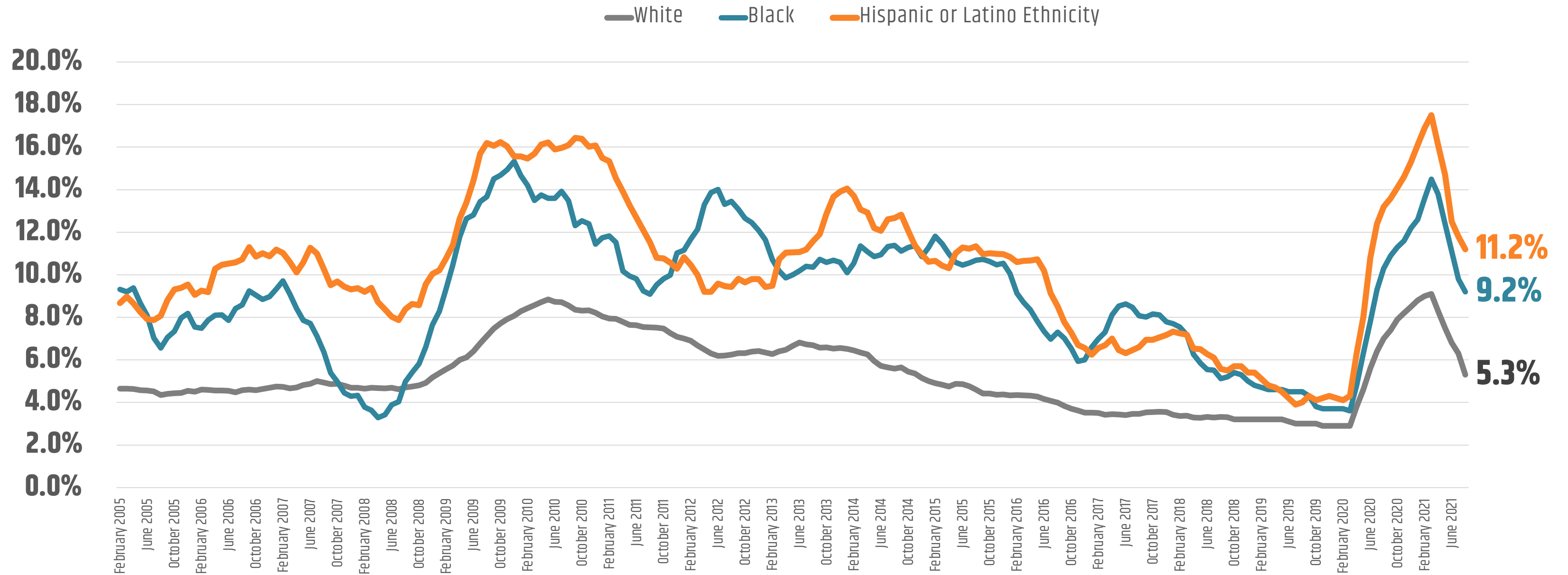


Source: Bureau of Labor Statistics (BLS), Local Area Unemployment Statistics (LAUS)

# Unemployment Rate by Ethnicity/Race

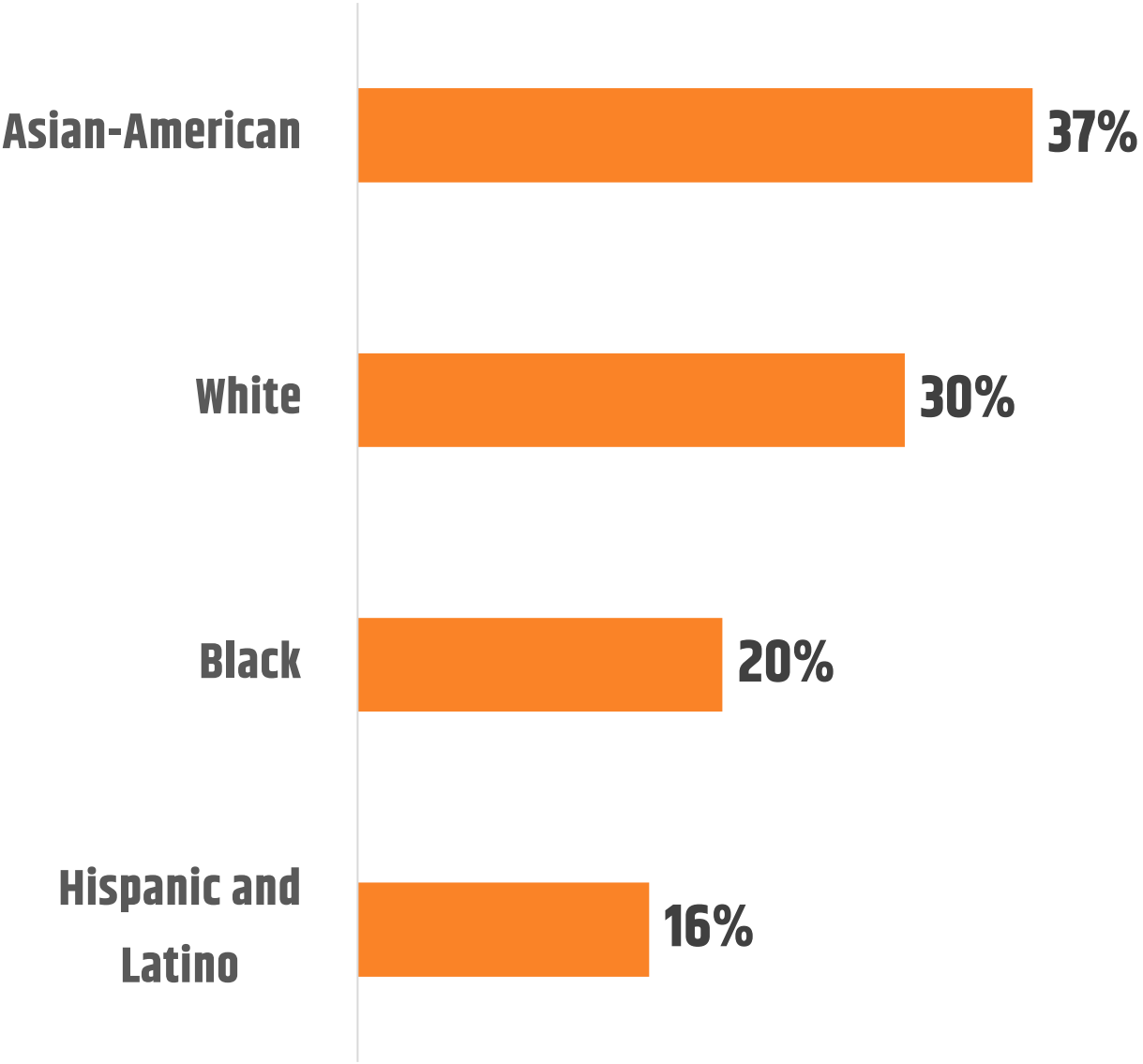
As of August 2021

Recovery has been uneven, accentuating inequities



Source: US Bureau of Labor Statistics (BLS), Current Population Survey (CPS), 12 Month Moving Averages compiled by MA DUA

# Share of employment in occupations and sectors that allowed for remote work during the pandemic



Source: Future of Work report, 2021



## Which communities have been most affected?

- 96 communities out of 351 have unemployment rates above Massachusetts overall unemployment rate of 5.0%
- Among the 185,400 unemployed, 32,000 residents are in these top 10 communities
- These top 10 communities have 10% of the labor force in the state, but 17% of the number of unemployed residents
- 490,000 people of color live in these communities
- Lawrence, Randolph, Springfield, Brockton, and Lynn have some of the highest concentrations of communities of color in Massachusetts

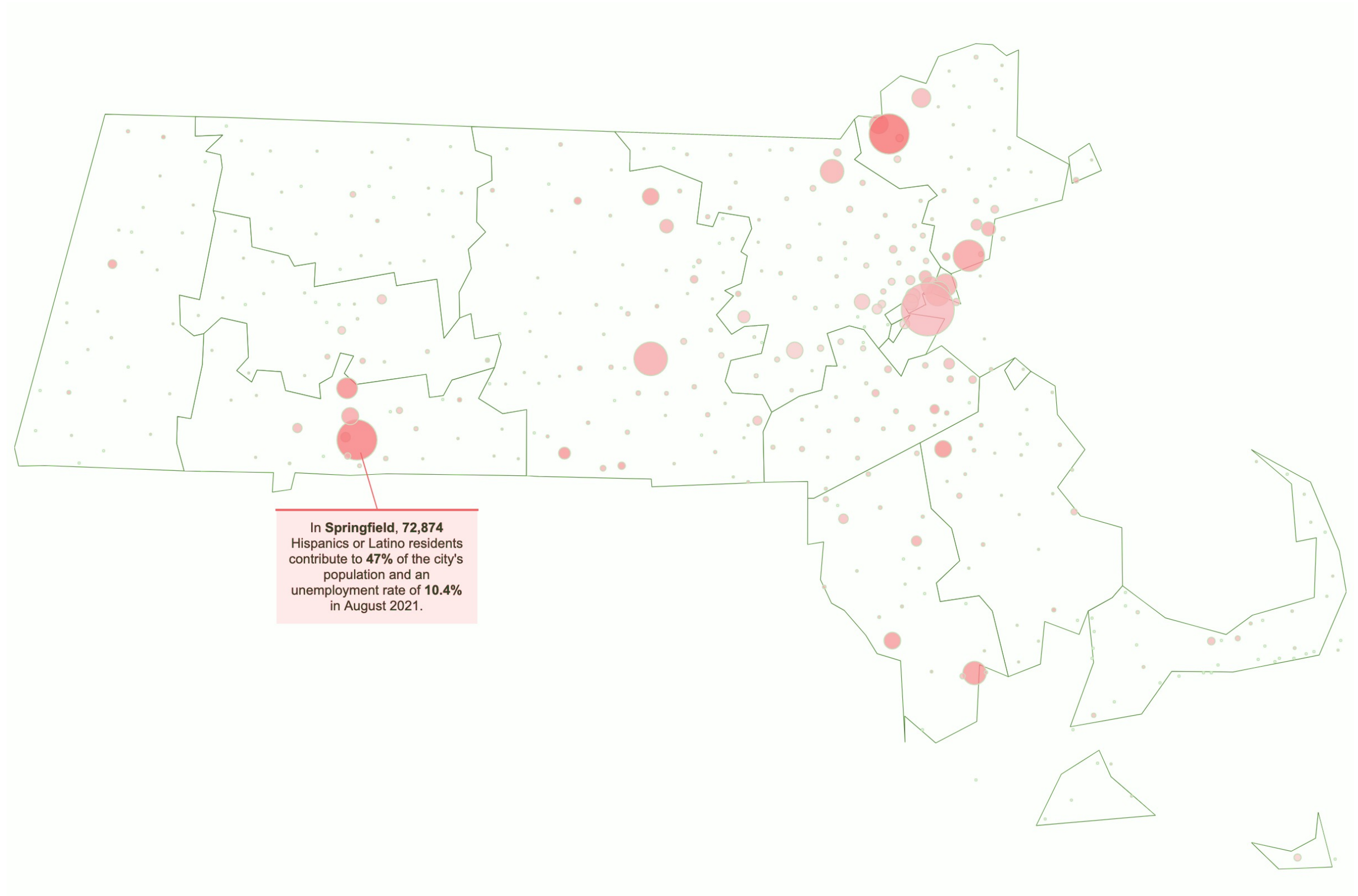
Community	Unemployment Rate (Aug 2021)	No. of Unemployed (Aug 2021)	Labor Force (Aug 2021)	Percent minority (Including Hispanic or Latino of Any Race)
Lawrence	11%	4,128	37,091	88%
Springfield	10%	6,643	64,103	72%
Holyoke	9%	1,485	16,332	58%
Brockton	9%	4,209	49,253	72%
New Bedford	8%	3,847	47,011	43%
Fall River	8%	3,273	40,807	29%
Fitchburg	8%	1,499	19,650	45%
Lynn	8%	3,580	47,636	66%
Chicopee	7%	1,986	27,324	33%
Randolph	7%	1,351	18,691	73%

Source: BLS- LAUS

Note: Only towns and cities with highest unemployment rate and with labor force over a 1,000 are included in the above list

## Concentrations of Hispanic and Latino residents

- While Boston has the highest number of Hispanics and Latinos in the state, Lawrence has the highest concentration at 82%, with 72,902 Hispanic and Latino residents
- **Unemployment rate in Lawrence is 11.1%, more than twice the current Massachusetts rate of 5%**



# Economic measures of Top 5 communities with highest concentration of Hispanics and Latino residents


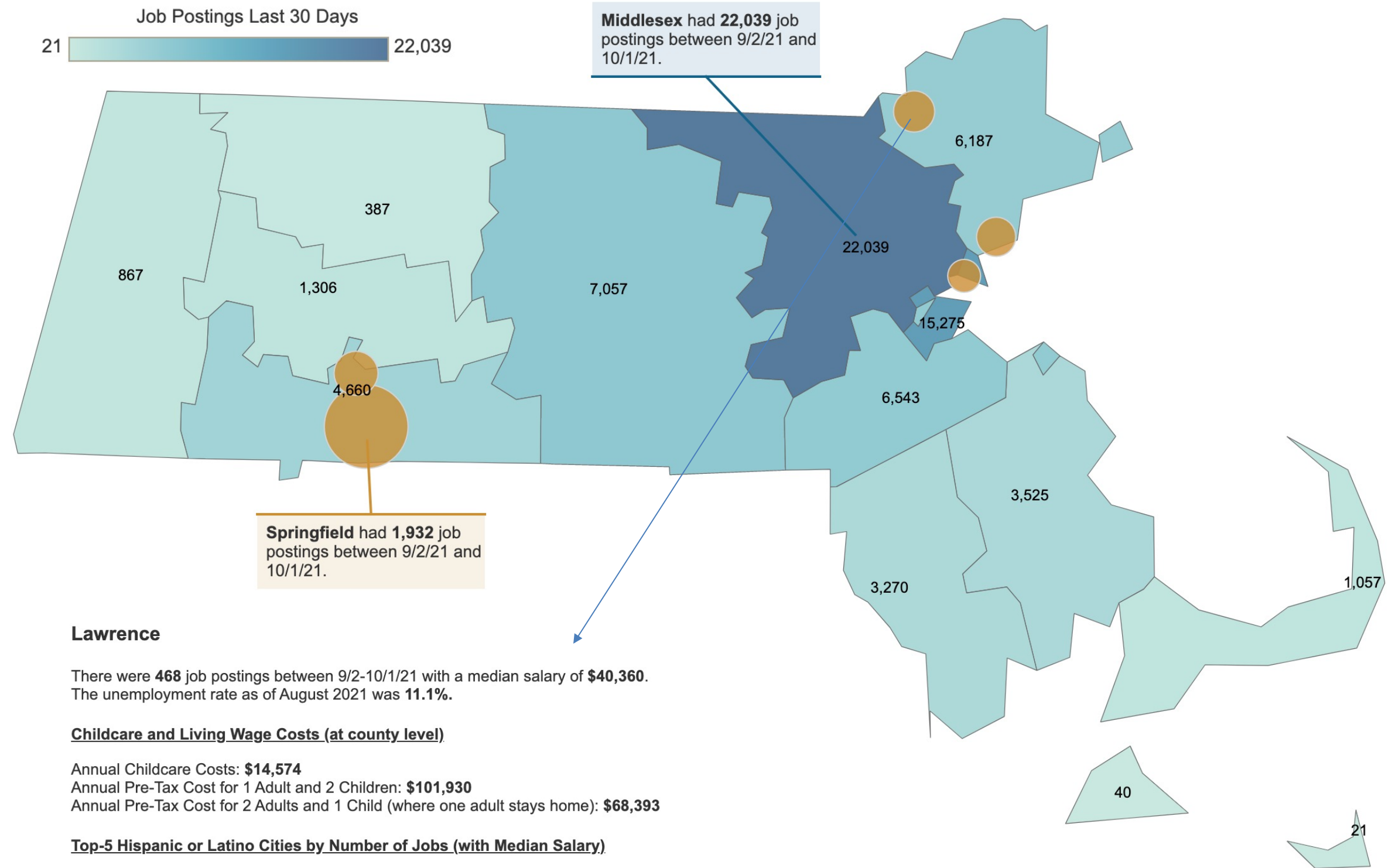
	Chelsea	Holyoke	Lawrence	Lynn	Springfield	Massachusetts (Total)
2020 Population	40,787	38,238	89,143	101,253	155,929	7,029,917
2020 Population of Hispanics and Latinos	26,826	19,597	72,902	44,560	72,874	887,685
Percentage of Hispanics and Latinos	66%	51%	82%	44%	47%	12%
Poverty (2019)	18%	29%	21%	17%	27%	9%
Median Household Income (2015-2019)	\$56,802	\$40,769	\$44,613	\$56,181	\$39,432	\$81,215
Share of firms owned by Minorities (2012)	47%	27%	69%	38%	37%	15%
Homeownership 2015-2019	26%	41%	31%	45%	47%	62%
Unemployment rate (Aug 2021)	6.5%	9.1%	11.1%	7.5%	10.4%	5.0%

Source: U.S. Census





# Job Opportunities: Top 5 communities with highest concentration of Hispanic and Latino residents

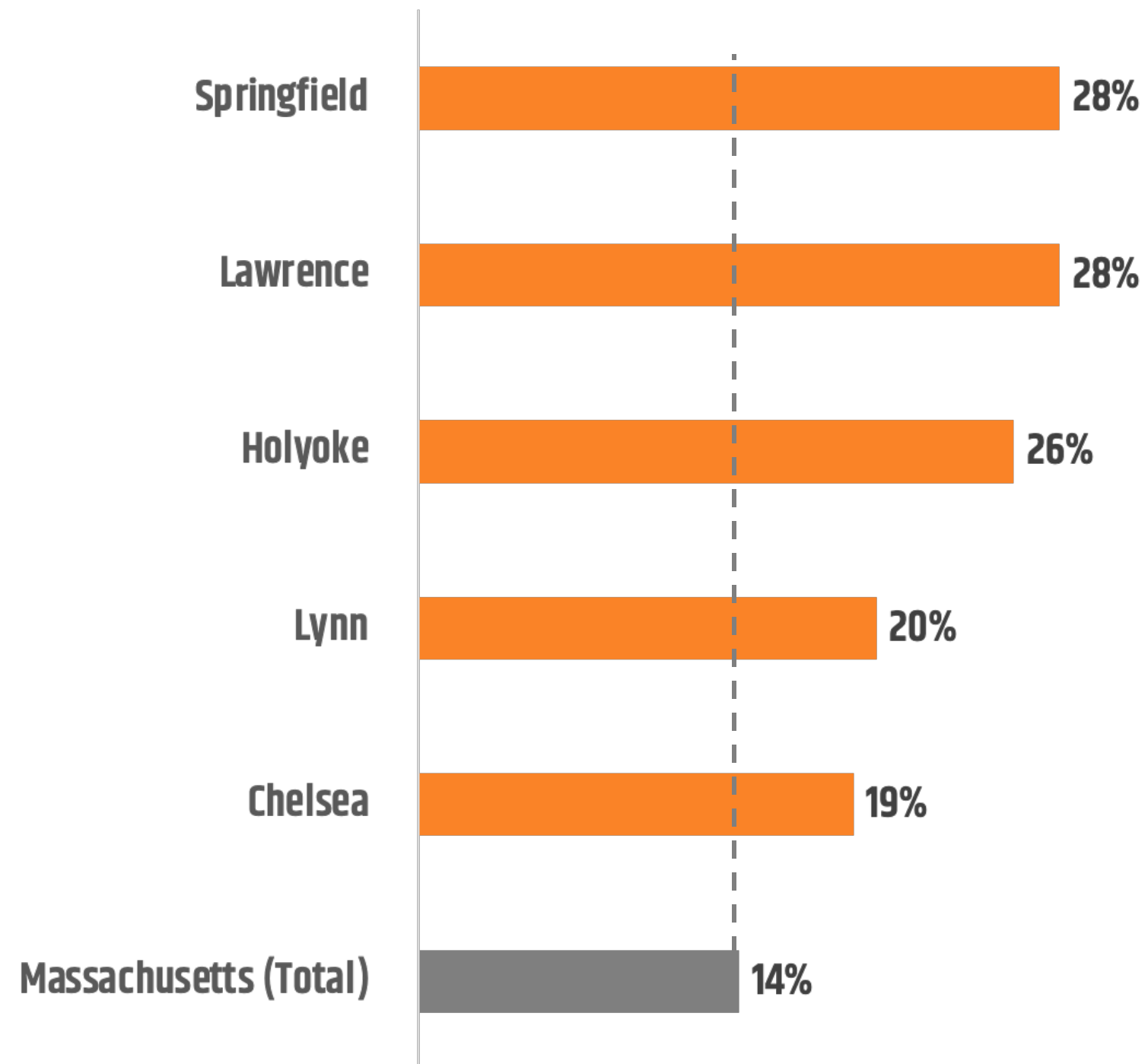


Top-5 communities with highest concentration of Hispanic and Latino residents

# Digital Divide

Hinders access to jobs, schools, tele-health, and other essential online resources

## Households without broadband

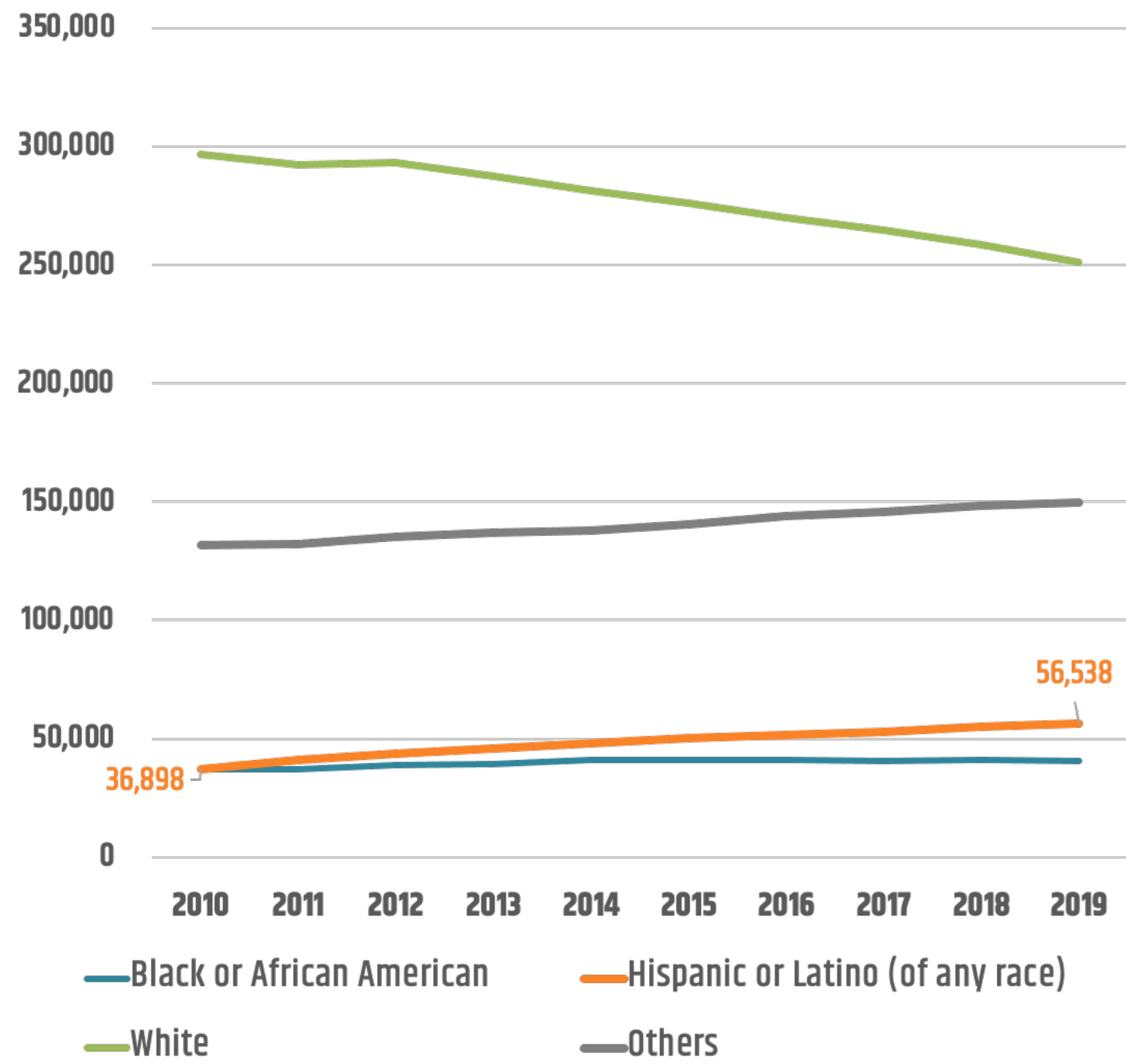


Source: U.S. Census (2019)

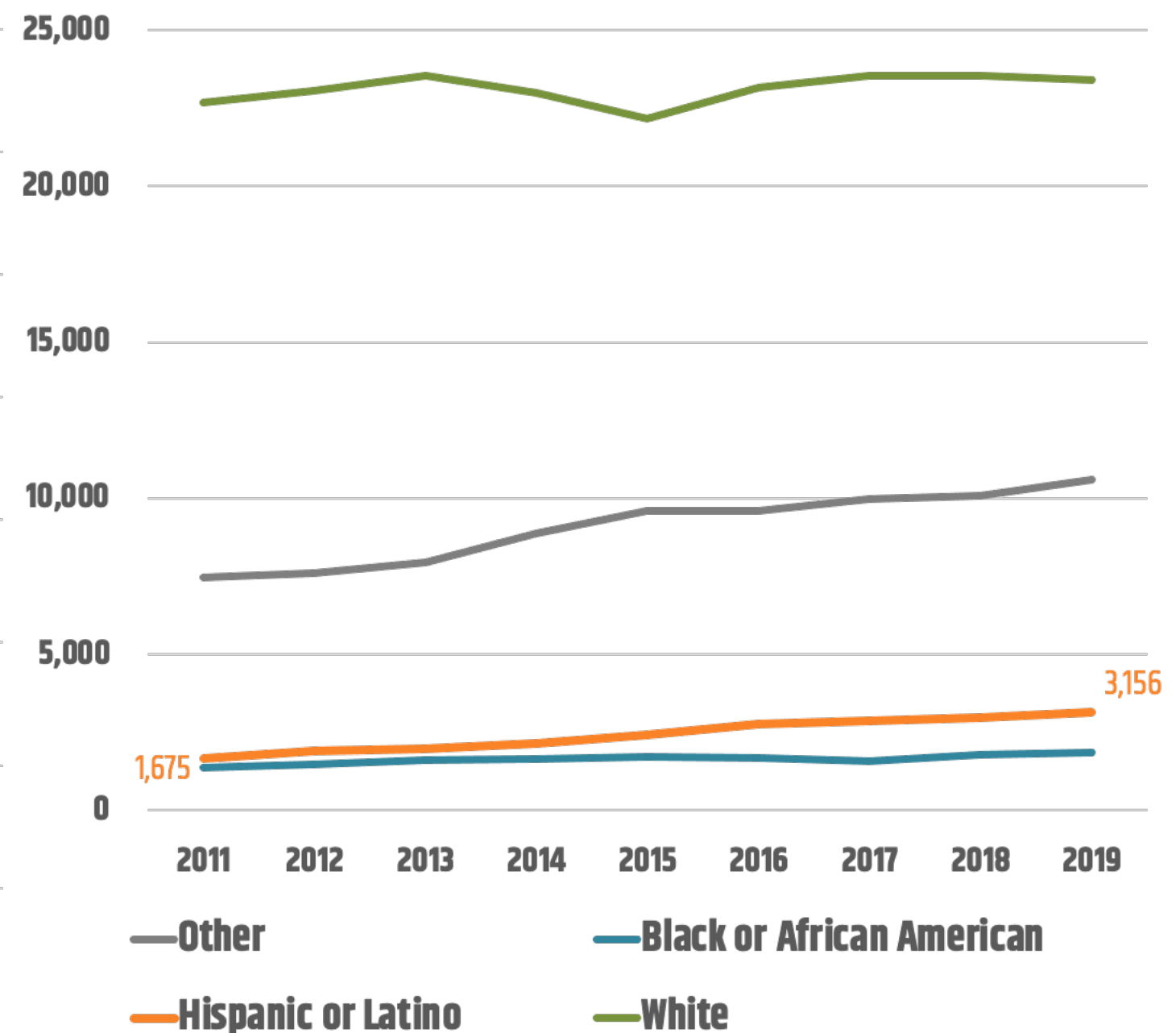


# Enrollment and Graduation

## Enrollment Trends in Four-year college



## Graduation Trends from Four-year college



Hispanics and Latinos had the fastest growth rate between 2010 and 2019 in enrollment at 53%

Similarly, Hispanic and Latino students have the highest growth rate in graduation at 88% between 2011 and 2019


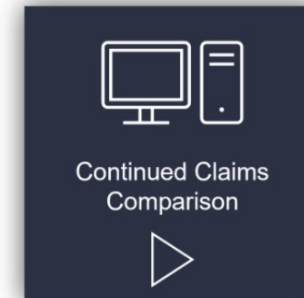



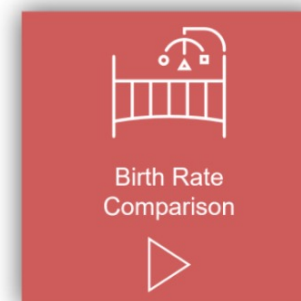


Welcome to the Diversity Dashboard: Hispanic and Latinos

Commonwealth of Massachusetts  
Executive Office of Labor and Workforce Development  
Department of Economic Research

# Diversity Dashboard: Hispanics and Latinos

Launching Soon



EXECUTIVE OFFICE OF LABOR AND WORKFORCE DEVELOPMENT  
COMMONWEALTH OF MASSACHUSETTS

